


## Manual Transfer Switches



Model 6375



Model 6377




Model 6376



Model 6378 & 6380



Model 6379 & 6381

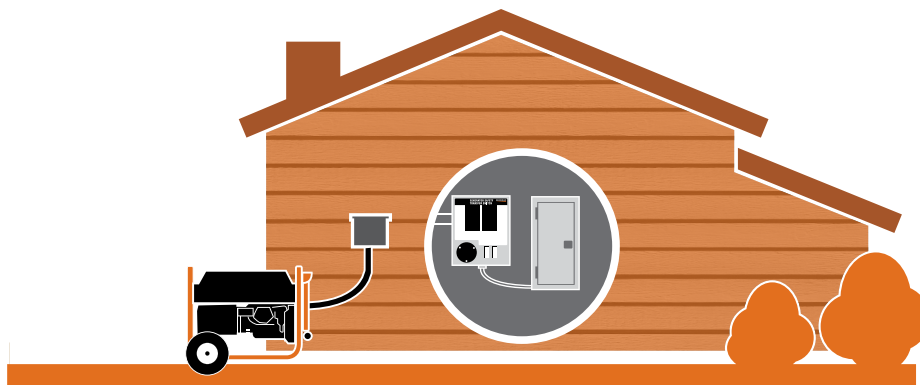


Model 6382 & 6335



Model 6333 & 6334

- Safely and easily deliver power from your portable generator to your home's electrical panel during a power outage.






# Manual Transfer Switches

## Specifications

Model	6375	6376	6377	6378	6379	6380	6381
UPC	696471063752	696471063769	696471063776	696471063783	696471063790	696471063806	696471063813
Circuits	Single Circuit	6-10 Circuits	Single Circuit	10-16 Circuits	10-16 Circuits	12-16 Circuits	12-16 Circuits
# of Circuits Provided	1	6	2	10	10	12	12
Max # of Circuits	1	10	2	16	16	16	16
Max Amperage	15	30	30	30	30	50	50
Voltage	125	125/250	125/250	125/250	125/250	125/250	125/250
Included Breakers	15 Amp 1-pole	2 x 15 amp 1-pole, 2 x 20 amp 1-pole, 1 x 20 amp 2-pole	30 amp 2-pole	3 x 15 amp 1-pole, 3 x 20 amp 1-pole, 1 x 20 amp 2-pole, 1 x 30 amp 2-pole	3 x 15 amp 1-pole, 3 x 20 amp 1-pole, 1 x 20 amp 2-pole, 1 x 30 amp 2-pole	3 x 15 amp 1-pole, 3 x 20 amp 1-pole, 1 x 20 amp 2-pole, 1 x 30 amp 2-pole, 1 x 50 amp 2-pole	3 x 15 amp 1-pole, 3 x 20 amp 1-pole, 1 x 20 amp 2-pole, 1 x 30 amp 2-pole, 1 x 50 amp 2-pole
Required Main Breaker in Load Center	-	2-pole 60 amp	-	2-pole 60 amp	2-pole 60 amp	2-pole 100 amp	2-pole 100 amp
Enclosure Type	NEMA 3R	NEMA 1	NEMA 3R	NEMA 1	NEMA 3R	NEMA 1	NEMA 3R
NEMA Configuration of inlet	NEMA 5-15	L14-30	L14-30	L14-30	L14-30	CS6365	CS6365
Compatible Generac Generators	iX 1600, iX 2000	GP3250, LP3250, XG4000, XP4000, GP5500, GP6500E, GP7500E, XG6500, XG7000E, XG8000E, XP6500E, XP8000E	GP3250, LP3250, XG4000, XP4000, GP5500, H5500/E, GP6500E, GP7500E, XG6500, XG7000E, XG8000E, XP6500E, XP8000E	GP3250, LP3250, XG4000, XP4000, GP5500, GP6500E, GP7500E, XG6500, XG7000E, XG8000E, XP6500E, XP8000E	GP3250, LP3250, XG4000, XP4000, GP5500, GP6500E, GP7500E, XG6500, XG7000E, XG8000E, XP6500E, XP8000E	GP15000E, GP17500E, XG10000E, XP10000E	GP15000E, GP17500E, XG10000E, XP10000E
Compatible Generac GenTran Power Inlet Boxes (Model #'s)	-	6337, 6340, 6343, 6346	6337, 6340, 6343, 6346	6337, 6340, 6343, 6346	6337, 6340, 6343, 6346	6338, 6341, 6344, 6347	6338, 6341, 6344, 6347
Warranty	2 Years						

Model	6382	6335	6333	6334
UPC	696471063820	696471063356	696471063332	696471063349
Circuits	200 Amp Service Entrance Rated	200 Amp Service Entrance Rated	Single Load 60 Amp double-pole	Single Load 100 Amp double-pole
Generator Main	30 amps	50 amps	60 amps	100 amps
Utility Main	200 amps	200 amps	60 amps	100 amps
Max # of spaces for branch circuits	12	12	0	0
Enclosure Type	NEMA 3R	NEMA 3R	NEMA 1	NEMA 1
NEMA Configuration of inlet	L14-30	CS6365	-	-
Compatible Generac Generators	GP3250, LP3250, XG4000, XP4000, GP5500, GP6500E, GP7500E, XG6500, XG7000E, XG8000E, XP6500E, XP8000E	GP15000E, GP17500E, XG10000E, XP10000E	Any generator between 3,000 and 25,000 watts.	
Warranty	2 Years			

Note: XP units require switch neutral kit Model 6297.

Accessories		
30 Amp Switch Neutral Kit - Model 6297	<p>*Enables manual transfer switches to isolate the utility and generator neutrals.</p> <ul style="list-style-type: none"> <li>• Prewired Contactor, UL listed </li> <li>• Wire Harness</li> <li>• Wire Connectors (3)</li> <li>• Insulated 8-position terminal block</li> <li>• For use with 30amp manual transfer switches</li> </ul>	 <p>*Mounts inside the switch</p>
Flush Mounting Plate - Model 6383	<ul style="list-style-type: none"> <li>• Flush mount your transfer switch into a finished wall.</li> <li>• Compatible with manual transfer switch models 6294, 6376, 6408.</li> </ul>	

## Dimensions and Weights

Model	6375	6376	6377	6378	6379	6380	6381	6382	6333	6334	6335
Product L x W x H in (mm)	9 x 6 x 5 (229 x 152 x 127)	9.25 x 11 x 3.25 (235 x 279 x 83)	9 x 6 x 5 (229 x 152 x 127)	14.5 x 11.5 x 3.5 (368 x 292 x 89)	18 x 18 x 4 (457 x 457 x 102)	14.5 x 11.5 x 3.5 (368 x 292 x 89)	18 x 18 x 4 (457 x 457 x 102)	18 x 18 x 4 (457 x 457 x 102)	11 x 13 x 4 (279 x 330 x 102)	11 x 13 x 4 (279 x 330 x 102)	18 x 18 x 4 (457 x 457 x 102)
Product Weight lbs (kg)	5 (2.25)	13 (6)	5 (2.25)	24 (11)	23 (10.5)	26 (11.75)	29 (13)	21 (9.5)	10 (4.5)	10 (4.5)	21 (9.5)

# GENERAC®

Generac Power Systems, Inc. • P.O. Box 8, Waukesha, WI 53187 • generac.com

©2012 Generac Power Systems, Inc. All rights reserved. All specifications are subject to change without notice. Bulletin 0196870SBY-A / Printed in U.S.A. 09/04/12